

## Textile Samples

A great selection of demonstration sets and teaching aids. Various cultural designs are available as well as modern alternatives. Great to provide understanding and inspiration for your own projects.

### Textile Sample Set



A selection of 8 pieces of cloth from Thailand, China, Java, Bali and Africa. Designs and styles will vary from time to time. 8 pieces each 25cm square.  
140575 . per pack £11.12

### Gold Edged Javanese



Ceremonial cloth for religious festivals and weddings. The basic design is screen printed but mimics batik. Gold glitter is hand painted on. 6 pieces each 25cm square.  
145562 . . . . . per pack £9.72

### Floral North Coast Javanese



This cloth is from Pekalongan. The floral designs were first produced for the wives of the Colonial Dutch men in the 18th and 19th centuries. These designs were influenced by the Chinese workers brought in by the Dutch. 6 pieces each 25cm square.  
149585 . . . . . per pack £7.70

### African Wax Print Fabric Pack




When most people think of African fabrics, the first thing that comes to mind is these traditional African wax prints. Traditional - because they've been sold in African markets since the industrial revolution and many of the original designs are still popular today. Contemporary - because today's designers are creating new patterns to reflect modern tastes, as well as putting a contemporary spin on traditional designs. All 100% cotton, most of these genuine wax prints are made in Ghana. Information sheet included. 30cm x 20cm.  
224303 . . . . . pack of 20 £14.70

### Blue & White Javanese



Indigo dyed batik made in small family workshops on Java using a Tjap or copper stamp for the first waxing. Some designs are partly waxed again after the first dyeing and then dyed again to produce 2 shades of blue. 9 pieces each 25cm square.  
144555 . . . . . per pack £10.49

### Balinese Prada



A mechanised version from Bali of the gold edged Javanese. The screen printed design is gilded but this time with wood blocks. 5 pieces each 25cm square.  
144563 . . . . . per pack £6.29

### Balinese Batik



The cloth is waxed all over with a brittle wax (containing minimal beeswax). The wax is cracked and the cloth dyed, often in bright colours. When the wax is removed the second design is overprinted using wood blocks. 6 pieces each 25cm square.  
146588 . . . . . per pack £6.97

### Central Javanese



Samples from Central Java. The first stage is done using a Tjap. The cloth is dyed in indigo. Wax is removed and it is dyed again in soda brown. There may be several stages where wax is removed and then replaced to build depth of colour. 9 pieces each 25cm square.  
140559 . . . . . per pack £11.12

### Balinese Terracotta Ikat



Weft dyed ikat from Bali. That this cloth is made at all is a testament to the patience of the weavers and dyers. Each weft thread is chosen in turn, by hand, from dozens of bundles of carefully dyed and prepared pre-cut yarns. 6 pieces each 25cm square.  
140583 . . . . . per pack £10.54

### Old Javanese



This is beautiful soft cotton cloth from old sarongs, usually dyed with natural vegetable dyes. The designs are very old and often not repeatable. 9 pieces each 25cm square.  
147560 . . . . . per pack £10.49

### Modern Balinese Ikat (Blue)



Designs from east Balinese village workshops. Weft yarns are carefully tied with string and hand dyed in sections, untying and retying to achieve the desired effect. Woven onto plain cotton warp. The result is a shimmering cloth. 6 pieces each 25cm square.  
147579 . . . . . per pack £10.49


**Chinese Indigo Stitch Resist**



Tritik or stitch resist is the third classic resist dye method after batik and tie-dye. These pieces are from Yunnan province in South West China. Patterns are stitched into the cloth using waxed yarn. After dip dyeing repeatedly to achieve a deep blue, the stitches are removed to reveal these traditional designs. 6 pieces each 27cm square.

141566 ..... per pack £9.78

**African Style Wax Resist**



Cloth industrially produced using a method developed from the Javanese Tjap process. Each African country south of the Sahara has its own taste in colourways and patterns. This cloth is also produced in various African countries, southern Holland and in India. 6 pieces each 25cm square.

140591 ..... per pack £9.72

**Batik Lady**



Samples of original handmade batik on cotton. Ideal for embellishing with embroidery threads or beads and sequins to create wall hangings or cushion covers. Size and colour options below. Approx. 44 x 46cm.

222305 Blue ..... each £11.03  
221306 Red ..... each £11.03

Approx. 88 x 69cm. Blue.  
141620 ..... each £43.84

**Ethnic Sample Sets**



Pieces of Javanese Tjap batik, for patchwork or exemplars. 100% cotton. Each pack contains 9 squares, showing traditional animal designs with supporting information. Designs are hand applied by sponging or painting after waxing, but with a final waxing process using a brittle wax to produce a crackle effect when dip-dyed. 9 pieces each 10cm square.

161257 ..... per set £9.44

**Chinese Letters Batik**



"Prosperity, good luck, beauty and globe". Four Chinese calligraphy characters produced by the batik process. Indigo dyed. Set of 4 pieces each 10cm square.


167294 ..... per set £4.32

**Batik Process Demonstration Sets**


Javanese batik demonstration sets with explanation sheet. Teaching aid showing step-by-step how the traditional batik method works. Sets of 6 or 8 pieces showing the 'Light to Dark' process using tjanting tools or wax pens. 4 different designs, each 25 x 25cm.




Fish.  
169276 ..... per set £13.28



Salamander.  
160290 ..... per set £13.28



Mask.  
167251 ..... per set £13.28



Coastal Scene.  
162248 ..... per set £13.28

**Rainbow Batik Process Set**




A modern set of designs demonstrating the batik process. 5 pieces each 23 x 25cm with an explanation sheet.

160274 ..... per set £13.21

Hand Dyed Batik Fabric Pack

NEW



This batik pack from West Africa is hand produced, so every piece is unique. The fabric is 100% cotton, either a subtle damask or plain weave. The dyers use a variety of techniques - including stamping, stitching and tying to create their designs. Both chemical dyes and natural indigo are used. 20 pieces each 30cm x 20cm.

223304 ..... per pack £19.99

African Strip Cloth Pack

NEW



Weaving cotton into long strips is an important textile tradition found throughout West Africa. These strips are 100% cotton, hand-dyed and hand-woven making them slightly thicker than machine woven craft cotton and are used in the construct of garments and bags. The Strip Cloth Pack includes: a piece of Burkina pain strip cloth measuring 1 metre, 3 Daboya strip cloth measuring 0.5 metre and a piece of Kente strip measuring 35 – 40cm approximately. An truly educational glimpse into the colour and texture of this traditional art from Africa. Assorted.

215498 ..... per pack £10.99



NEW

Educational Waste Recycled Pack

Recycling is good for the environment and education plays an important role in getting this message across. This educational recycling pack contains recycled fibres in their raw state along with a sample of the end products. This is such a visual way to show how common by-products can be economically manufactured to create very useful eco-products. Pack contains 50g of shredded jute, denim, wool, soft waste and mixed fibres, and A5 size sheets of capillary matting, industrial wipes, carpet underlay and fire-resistant underlay. Also included is a useful information sheet.

217984 ..... per pack £4.50

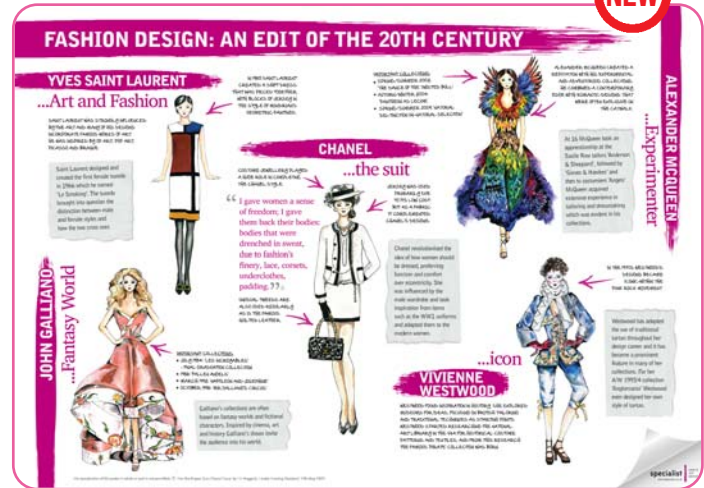
## Textile Library

Students studying textiles should have easy access to a wide range of high quality publications, references and visual resources to significantly enrich their work. The books in this section cover a range of topics from fashion design to textile art and hand crafts such as embroidery, knitting and felting.

## Fashion Design: An Edit of the 20th Century Poster

Suitable for any Textile or Art & Design department featuring 5 leading fashion designers of their time. This poster is intended to help students to take a closer look at designers such as Galliano, Chanel, Westwood, Yves Saint Laurent and McQueen, learning to pick out points which have become trademarks for each of the designers. A superb poster for group discussion and inspiration. A1 glossy poster. Supplied rolled in a tube.

226263 ..... each £3.99




## The Fashion Book



The perfect A-Z guide to the creators of today's fashion world. Represents the entire industry spanning 150 years and covers 500 clothes and accessory designers, photographers, models and iconic figures. 512 pages. 212 x 245mm.

160258 ..... each £15.70

## Modern Fashion In Detail



Takes a close-up look at the intricacies of 20th century fashion. Explores the creative genius of couturiers from Balenciaga to Vivienne Westwood through the detail of their work. Arranged in 7 sections: seams; gathers; tucks and pleats; collars, cuffs and pockets; buttons; bows, beads and sequins; and applied decoration. Written by Claire Wilcox and Valerie D Mendes. 143 pages. 300 x 230mm.

163255 ..... each £19.95

## Icons Of Fashion: The 20th Century



This best-selling book is an opulent overview of the fashion world throughout the 20th century. From Coco Chanel to Christian Dior, Kenzo to Versace, every period and major name in 20th century fashion is included. Edited by Gerda Buxbaum. 192 pages. 240 x 193mm.

168285 ..... each £12.99

## Big Book Of Fashion Illustration



With hundreds of stunning images this sourcebook of contemporary drawings for fashion illustrators and graphic designers gives an unprecedented variety of approaches for illustrating fashion. An invaluable acquisition for fashion students and college libraries. Written by Martin Dawber. 384 pages. 250 x 250mm.

161273 ..... each £20.99

## British Fashion Designers



This book focuses on the British designers since 2000 who have made their influence resonate globally: designers such as Stella McCartney, Hussein Chalayan and Paul Smith. Each chapter is devoted to one designer and defines visually how Britishness informs their work, showing final collections, process work and studio space. Written by Hywel Davies and Nick Knight. 208 pages. 282 x 202mm.

221268 ..... each £24.95


## Atlas of Fashion Designers



A look at designers with a wide array of visions from classical haute couture to those who experiment with developing fields, new textiles, high technology, architecture, art or recycling. Includes Ricardo Tiscci, Nicholas Ghesquiere, Sybilla, Lucy Orta, Issey Miyake and Hussein Chalayan. Written by Laura Eceiza. 600 pages. 288 x 232mm.

213945 ..... each £19.99


## Contemporary Fashion Illustration Techniques



The primary skill needed by anyone who works in fashion is the ability to convey images of the designs. This book thoroughly describes the basics of fashion illustration, and covers the latest trends such as vivid images, sprightly movement, and material texture. Written by Naoki Watanbe. 128 pages. 257 x 201mm.

211947 ..... each £14.99

## Chanel: The Couturiere At Work



This book focuses on Chanel the couturiere, her innovations and the immense influence she has had on the way women choose to look in the modern world. The story is brought right up to 1994 in an interview with Karl Lagerfeld. Written by Amy de la Haye and Shelley Tobin. 136 pages. 300 x 230mm.

164289 ..... each £16.95

## Fashion Illustration: Color & Medium

**NEW**



Practical exercises will guide you through creative activities. Includes suggestions and tips from practicing contemporary illustrators. Instructions provided will allow designers to improve their drawing skills and communicate their vision effectively through using different techniques. Written by Estel Vilaseca. 192 pages. 258 x 218mm.

**216950** ..... each **£19.99**

## Cool Couture


**NEW**



A guide to professional, designer-quality construction and finishing by fashion designer Kenneth King. He provides his own shortcuts, careful instruction, and advice to help sewers of every level to produce impeccable results. Each technique is presented with simple how-to drawings and detailed step-by-step instructions. Close-up photographs of fabrics, construction, and decorative detail show the finished effects. Written by Kenneth D King. 176 pages. 251 x 216mm.

**210948** ..... each **£16.99**

## Metric Pattern Cutting For Women's Wear



The essential purchase for students of fashion and design. Includes an introduction to the principles of pattern cutting, with good basic blocks and examples of their application. The size charts reflect current body sizing and marketing trends. Includes updated material on CAD. Written by Winifred Aldrich. 224 pages.

**192066** ..... each **£28.34**

## Metric Pattern Cutting For Menswear



Invaluable for students and practising designers. Fourth Edition. Includes rewritten and extended information on CAD, new blocks for tailored shirts, new details on how to adapt men's blocks for women, and a revision of sizing and labelling information. Written by Winifred Aldrich. 176 pages. 246 x 194mm.

**191067** ..... each **£28.34**

## Pattern Cutting For Lingerie, Beachwear & Leisurewear




This unique book contains a full range of blocks and patterns to cope with all aspects of lingerie, beachwear and leisurewear. It explains cutting methods and the reasoning behind them. It offers many 'tips of the trade' to give a professional appearance. Packed with new features. Written by Ann Haggart. 288 pages. 244 x 184mm.

**190068** ..... each **£28.34**

## Tailoring

**NEW**




Takes you through the process step-by-step for tailoring a jacket or coat. Includes custom, machine and fusible tailoring methods with suggestions for where and how to use them alone or in combination. It guides you in selecting the tailoring method most appropriate for your fabric and pattern choice, as well as for your skill level and sewing time. By Creative Publishing International. 128 pages. 272 x 206mm.

**211973** ..... each **£9.99**

## 1000 Clever Sewing Shortcuts & Tips

**NEW**




The best hands-on insider sewing tips collected from the popular sewing website PatternReview.com, rated by hits and reviews. Includes 5 special how-to features by teachers and pattern designers, including Kenneth King, Susan Khalje, Sarah Veblen, Shannon Gifford, and Anna Mazur. Written by Deepika Prakash. 168 pages. 251 x 198mm.

**214944** ..... each **£12.99**

## Cutting-Edge Patterns & Textures

**NEW**



A stimulating book and CD featuring full-page, colour images of inspired patterns and boasts an eclectic array of styles from all around the world. A good desktop reference for professional and amateur designers alike. Written by Estel Vilaseca. 336 pages. 182 x 136mm.

**211949** ..... each **£19.99**

## Fashion T-Shirts


**NEW**



25 projects showing you how to alter and embellish a basic, T-shirt turning it into a stylish fashion statement. The embellishing includes simple embroidery, crochet, painting, buttons, fringes, tassels, rhinestones, and beads. The altering involves cutting, reconstructing, and simple sewing to change the garment structure. The projects included are for women and children. Written by Lorine Mason. 128 pages. 272 x 206mm.

**215951** ..... each **£14.99**

## Corsets: Historic Patterns And Techniques




Packed with practical information on how to recreate period corsets from the 1750s to the 1940s. Each corset features a pattern, a drawing and photographs with instructions for alteration. There are 2 step-by-step projects for those new to dressmaking, 1 hand stitched and 1 made using the sewing machine. Also includes advice on techniques such as cutting patterns, lacing, inserting eyelets, gussets and split busks, stitching and flossing. Written by Jill Salen. 128 pages. Paperback. 278 x 266mm.

**198745** ..... each **£21.00**

## Studio Secrets: Millinery


**NEW**



Create stylish caps, berets and wide-brimmed hats for all types of occasions, or update those that you already wear. Estelle Ramousse invites you into her Paris workshop, and reveals the secrets of her age-old trade. By following her step-by-step instructions, you will gain expert advice on the milliner's tools and equipment and the basic techniques, and create hats brimming over with elegance and originality. Written by Estelle Ramousse and Fabienne Gambrelle. 120 pages. 228 x 240mm.

**217976** ..... each **£14.99**

## Tiaras And Hairpins



This book shows you how to create exquisite tiaras and hairpins using wire and beads. Using simple techniques Michelle Bungay gives step-by-step instructions that will inspire you. 48 pages. 210 x 152mm.

**196070** ..... each **£5.24**

## Shoes: The Complete Sourcebook



With detailed illustrations reproduced in full colour, this is the most comprehensive detailed history and sourcebook of shoes ever published to date. Includes 2,000 shoes from 20 centuries. Written by John Peacock. 168 pages. 270 x 250mm.

166287 ..... each £24.95

## New Shoes: Contemporary Footwear Design



Showcasing some of the most exciting and innovative contemporary footwear designers from across the globe. 300 illustrations over 208 pages. Written by Sue Huey and Rebecca Proctor. 290 x 200mm.

191069 ..... each £25.00

## Bags of Inspiration



15 elegant bags to make and embellish. Learn how to find inspiration from nature, make the basic bag design and motifs, hand-dye fabrics, use embellishments and much more. Only basic sewing skills are required as step-by-step instructions are provided, together with a list of materials and equipment. Written by Hilary Bowen. 176 pages. 274 x 206mm.

213961 ..... each £12.99

## Making Vinyl, Plastic and Rubber Handbags



The "green" way to make gorgeous handbags using recycled materials. Explores how different types of materials like vinyl, rubber and micro fibres can be used to create one-of-a-kind trendy items for the sewer. The projects cater to all ages and degrees of difficulty, using easy to find materials. Written by Ellen Goldstein-Lynch, Nicole Malone and Sara Mullins. 128 pages. 277 x 213mm.

213953 ..... each £14.99

## Bags With Paper &amp; Stitch



This beautifully illustrated book contains over 30 different bag projects, plus a wealth of techniques to inspire. Includes the use of 'found objects' as handles and fastenings and creative use of natural material. Written by Isobel Hall. 128 pages. 278 x 220mm.

194072 ..... each £18.94

## Make!



Don't let the title 'Make' put you off. This book shows you basic techniques for how to appliqué, stitch, embroider and generally adorn any garment already made. These projects are intended to inspire the novice, who wants to be part of the current popular sewing scene without scaring them off with technical details. Includes a bag, thread and full instructions to get you started. Written by Cath Kidston. 176 pages. 278 x 214mm.

225264 ..... each £15.74

## Techno Textiles 2



This book covers revolutionary fabrics for fashion and design. It explores the new textiles that shrink or expand to fit, textiles developed from carbon, steel, glass and ceramics and materials that protect the wearer from environmental extremes on earth and in space. Written by Sarah E. Braddock Clarke and Marie O'Mahony. 208 pages. 260 x 240mm.

160282 ..... each £19.95

## Fashioning Technology



Demonstrates how to blend sewing with traditional electronics to assemble simple circuits using conductive thread, solder joints for snaps, and switches for buttons. Jargon-free primers and how-to projects will have you making, and even wearing, functional works of art. Create accessories, housewares, and toys that light up, make sounds, or do even more. Written by Syuzi Pakhchyan. 220 pages. 240 x 240mm.

226271 ..... each £22.99

## The New Textiles



What is the relationship between art textiles and high art? How indebted to crafts is industrial textile design? What effect does computer technology have on textile design? Dazzling reproductions of work by the best and most influential practitioners worldwide. Written by Chloe Colchester. 192 pages. 250 x 220mm.

162299 ..... each £17.95

## Textiles Today



A lushly illustrated survey of textiles technology and fashion which will spark off new ideas and new questions about the textiles world. Presents 381 colourful illustrations in a lively and exciting way. Written by Chloe Colchester. 208 pages. 255 x 240mm.

161303 ..... each £29.95

## Experimental Textiles



Packed with suggestions for developing your designs in fabric and stitch. Demonstrates how to take your textile pieces to the next level and experiment with subject matter, interpretation, scale and working in 3 dimensions. Covers an astonishing array of techniques including drawn thread, free-machine embroidery, quilting, felting, image transfer and collage. Written by Kim Thittichai. 128 pages. 282 x 225mm.

193073 ..... each £19.99


## Classic &amp; Modern Fabrics



The definitive reference guide to all the major types of fabric in circulation today describing over 600 examples, from classic tweeds to state-of-the-art nano fabrics. Easy-to-follow, including a definition, notes on structure, and the fabrics' principal applications, examples are accompanied by a photograph and/or diagram showing defining characteristics. Written by Janet Wilson. 320 pages. 286 x 222mm.

211981 ..... each £42.00


## World Textiles



A visual guide to traditional techniques, this book illustrates the whole range of traditional handmade textiles from all corners of the globe. An unrivalled guide for anyone interested in textiles, with 778 illustrations. Written by John Gillow and Brian Sentance. 240 pages. 706 x 610mm.

**169314** ..... each **£16.95**

## Design And Motifs From India



More than 200 traditional designs developed by Indian artists over thousands of years. Perfect for design inspiration, these motifs can easily be adapted for use in textile design. (Free permission to reproduce motifs.) Written by Marty Noble. 64 pages. 272 x 208mm.

**161338** ..... each **£9.95**


## Miao Textiles From China



The richly woven and embroidered textiles explored in this book belong to the Miao minority group of Guizhou province in south-west China. The Miao's elaborate festival costumes are not only their most important possessions, but can be considered the major living visual art form of their culture. Gina Corrigan leads textile study groups to China and recently organised an exhibition with the British Museum. Written by Gina Corrigan. 88 pages. 222 x 220mm.

**218967** ..... each **£10.99**


## Indian Textiles by Gillow & Barnard



The first comprehensive survey of handmade textiles from the South Asian subcontinent, bringing to life in hundreds of photographs their vibrant colours, textures and motifs. Examines textile traditions throughout the area, highlighting the centres of traditional textile production and analysing the techniques of dyeing, weaving and embroidering. Written by John Gillow and Nicholas Barnard. 208 pages. 288 x 248mm.

**219982** ..... each **£29.95**


## Textiles from Guatemala



This book explores the richness of Guatemala's woven textiles and provides designers at all levels with inspiration for new and unexpected ways for using colour and pattern in their own work. Over 20 textiles are explored revealing a wealth of motifs from nature, as well as abstract and geometric designs and, more unusually the two combined to startling effect. Written by Ann Hecht. 88 pages. 224 x 224mm.

**216969** ..... each **£10.99**


## Stitched Textile Collage



The book aims to inspire readers to look at the use of textiles as a medium for creating innovative graphic artwork. The projects combine appliqué with patching, surface embellishment, knitting and machine and hand embroidery techniques. Written by Lucille Toumi. 128 pages. 260 x 219mm.

**165342** ..... each **£16.99**


## Textiles from Mexico



The arts of spinning, dyeing, weaving and embroidery are practised in hundreds of rural communities where indigenous peoples retain distinctive clothing styles, sometimes mixing this with post-Colonial influences. Techniques and clothing styles are explained and brief commentaries highlight the key features that make the designs so unique. Written by Chloe Sayer. 88 pages. 221 x 220mm.

**212970** ..... each **£10.99**


## Freestyle Machine Embroidery



Takes you from basic stitching to using colour and texture creatively to professionally finishing a project, with step-by-step photographs and illustrations. Expand your knowledge with diagrams, close-ups of sample swatches, troubleshooting tips and design guidance for taking your machine embroidery to an artistic level. An indispensable guide for every textile artist's personal library. Written by Carol Shinn. 176 pages. 257 x 216mm.

**215978** ..... each **£19.99**

## Textiles from the Balkans



The first published overview of the fascinating textiles from this region, setting the techniques for making them within their historical and geographical context. Offers new insight into the highly decorated textiles produced by the various ethnic, clan and religious groups of the area. The items range from everyday to festive clothing and also include accessories and textiles for the home. The makers employed a wide range of materials and techniques, including a particularly skilful use of couched embroidery and different ways of weaving. Written by Diane Waller. 88 pages. 221 x 221mm.

**210972** ..... each **£9.99**

## The New Crewel



Crewel work is a traditional and beautiful freestyle form of ancient embroidery using wool to create a slightly raised feature on a linen twill background. This book will inspire you if you are new to crewel work. There are lots of small contemporary projects to build confidence and technique and is a really modern approach to what was considered an old lady's hobby. Written by Katerine Shaughnessy. 112 pages. 226 x 226mm.

**211963** ..... each **£9.99**

## Successful Serging



An in depth guide to using a serger (overlocker). There are also easy-to-find-and-follow charts, thread choices, accessories, best stitches for a range of fabric types. This book is an easy-reference collection of basic techniques, tips, and helpful information for anyone who is learning about or who already owns a serger. Written by Beth Ann Baumgartel. 128 pages. 259 x 229mm.

**210956** ..... each **£12.99**

## Quilting Bible

NEW




Provides detailed coverage of the techniques needed by beginners and intermediate quilters, as well as 40 complete projects including block-pieced, sampler and embellished quilts. 320 pages. 272 x 208mm.

212954 ..... each £16.99

## Collaborative Quilting


NEW



Two authors join forces to reveal the secrets of their success in quilting showing how to bridge style differences and use each person's strengths to best advantage. Each artist offers 10 personal tips and projects to try, as well as ideas for putting them together. A gorgeous gallery of quilts is sure to inspire needleworkers to combine forces. Written by Freddy Moran and Gwen Marston. 256 pages. 279 x 213mm.

212962 ..... each £14.99

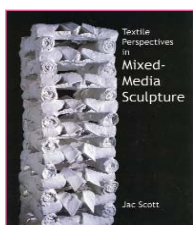
## Mixed Media Self Portraits



Get all the inspiration and techniques you need to partake in the hottest trend in mixed media and collage: creating artistic self-portraits. The book guides readers through different approaches to creating self-portraits, from jumpstarting the creative process to step-by-step techniques to get ideas flowing on paper and fabric in a variety of media and forms. Written by Cate Coulacos Prato. 128 pages. 250 x 210mm.

163301 ..... each £15.99


## Textile Perspectives In Mixed-Media Sculpture



This book celebrates the prodigious sculpture created by artists who operate on the interface of mixed-media sculpture and textile art. It reveals the inspirations, influences and creative journeys of over thirty contemporary artists, and explains the practical processes and raw materials they use. Offers advice for anyone working in the field of mixed media. Written by Jac Scott. 160 pages. 280 x 215mm.

167278 ..... each £25.00


## Drawn to Stitch



Drawn to Stitch is a practical guide to the uses of line in embroidery and textile art, presented as a series of exercises. It covers line and mark-making tools, materials and processes - including printing and mixed-media techniques - and then moves into stitch, explaining how to interpret different line qualities from crisp and sharp to soft and diffused, from raised and overlaid to recessed and inlaid. Full of inspiring ideas. Written by Gwen Hedley. 128 pages. 216 x 276mm.

216977 ..... each £19.99


## Between The Sheets With Angelina



If you have never used Angelina before this book will inspire you to get to grips with this versatile product. The ideas within this book offer you alternative ways of creating stunning pieces through fusing fibre technique. Written by Alysyn Middelgouw-Marsden. 45 pages. 300 x 210mm.

138297 ..... each £10.37


## Hot Textiles



An inspirational and practical guide to the potential of heat tools for textile artists. Soldering irons, heat guns and household irons can add texture and variety to textile work whether it's hand embroidery, machine embroidery, quilting or felting. Stunning work can be produced with these tools and this book is a must for anyone researching this exciting art form. Written by Kim Thittichai. 128 pages. 276 x 216mm.

165318 ..... each £18.99

## Fusing Fabric



The hottest technique in embroidery today is the use of the soldering iron to cut, bond and etch fabric. Illustrated with photographs of finished pieces, diagrams and drawings. Written by Margaret Beal. 128 pages. 276 x 216mm.

169292 ..... each £18.99

## Stray Sock Sewing

NEW




Blends lovable how-to projects with zany and whimsical narrative. A thorough basic techniques section breaks down the essentials into easy-to-follow lessons. 8 step-by-step projects show you how to make cute and cuddly creations such as the lotus kitty, sock pig and Indian elephant. At last, a great solution for all those odd socks! Written by Dan Ta and Are Wei. 144 pages. 160 x 160mm.

225299 ..... each £9.99

## Wild and Wonderful Fleece Animals


NEW



Polar fleece is so simple to sew. This book provides easy step-by-step instruction to make a range of 20 cuddly fleece creatures in a variety of colours, textures, and patterns. Each of the animals is photographed along with a variation in one or more colours or sizes. Includes easy-to-follow line drawings, step-by-step instructions, full size tissue patterns and templates. Written by Linda Carr. 112 pages. 277 x 239mm.

211957 ..... each £12.99


## Voluptuous Velvet



This book shows how to be creative with velvet. There are techniques like burning, stitching, devoré and enhancing colour through dyeing or discharging existing colour. A small book with some unusual ideas. Written by Jan Beaney and Jean Littlejohn. 24 pages. 295 x 210mm.

**160320** ..... each **£7.50**


## Crazy Felt



Contains 15 wonderful, contemporary designs for garments and accessories using simple techniques involving a combination of feltmaking and machine stitching on water-soluble stabiliser. The beautiful textured results can be fashioned into amazing items to wear. There is something for everyone, from casual and charming to unique and chic. Written by Jeannette Knake. 311 pages. 265 x 195mm.

**169322** ..... each **£6.99**


## Embellish, Stitch, Felt



Covers dry-felting techniques with the hand needle punch and the popular embellisher machines. It provides a range of decorative stitches and dyeing methods that can be used to embellish the felt. Written by Sheila Smith. 128 pages. 276 x 216mm.

**168315** ..... each **£18.99**

## Nuno Felt



Nuno Felt is an innovative process that combines handmade felt with beautiful woven fabrics. This book contains clear instructions about how the nuno process works and demonstrates how it can be used on various fabrics and fibres to create very different and beautiful results. A wealth of projects and practical tips. Written by Liz Clay. 128 pages. 260 x 210mm.

**169306** ..... each **£16.99**

## Feltique - Wet & Needle Felting



In one simple guide readers will have everything at their fingertips to create charming projects using a variety of felting techniques: wet felting, needle felting, fulling and sewing commercial felt. Over 45 unique projects offer quick and simple designs for beginners as well as fun and challenging endeavours for experts. Written by Nikola Davidson and Brooklyn Morris. 160 pages. 277 x 218mm.

**224265** ..... each **£19.99**


## Felt Fashion



Felt Fashion captures the art and sophistication that is possible with handmade felt, while keeping it simple and attainable. The author demonstrates several basic felting techniques including: basic wet felting, needle felting, nuno, and punch needle felting. For the more advanced, she provides patterns and instructions for original clothing designs. Felt Fashion is a standout from other felting books for its scope, originality, and its distinct ties to couture. Written by Gene Giles. 128 pages. 254 x 221mm.

**214952** ..... each **£16.99**

## Hand Felted Jewelry And Beads



This book includes both needle-felting and wet-felt making techniques, which are taught step-by-step in a friendly and accessible manner. Written by Carol Huber-Cypher. 128 pages. 260 x 216mm.

**162329** ..... each **£15.99**

## Fabric Jewellery



Step-by-step instructions on how to design and make 25 pieces of jewellery and accessories out of various scraps of textiles, fabrics and felt. The projects range from hair accessories, brooches and corsages to earrings, necklaces and bangles. Written by Teresa Searle. 128 pages. 215 x 215mm.

**168307** ..... each **£14.99**

## Cloth Doll Workshop



A true collaboration, adventure in creativity and friendship is shared on the pages of this book for the budding cloth doll maker. 3 very diverse styles are presented in the book - one by each author. They each create a basic doll and then share design tips, techniques and a glimpse into each of their studios. Written by Elinor Peace Bailey, Pattie Medaris Culea and Barbara Willis. 128 pages. 274 x 211mm.

**212946** ..... each **£16.99**

## Weaving Made Easy



18 projects made on a simple rigid heddle loom. Projects range from scarves to pillows and placemats to rugs. All projects have instructions, clear step-by-step photographs, and abundant tips and techniques for colour, design, construction, and embellishment. An excellent book for learning the techniques of weaving on a rigid heddle and the patterns you can create. Written by Liz Gipson. 128 pages.

**210980** ..... each **£16.99**

## One Skein



An economical way of getting some interesting pieces from just 1 skein of wool. Features more than 30 projects including bags, purses, scarves, gloves, bibs, pillows and much more. Written by Leigh Radford. 128 pages. 204 x 222mm.

**164319** ..... each **£14.99**

## Freeformations: Design And Projects In Knitting And Crochet



Introduces readers to the wonderful world of 'Taking Your Yarn For A Walk' through the mediums of colour, texture, freeform crochet and knitting. 25 easy-to-achieve projects to enjoy and inspire. This freeform concept is also easy to adapt to larger projects. Written by Jenny Dowde. 176 pages. 280 x 210mm.

**167367** ..... each **£16.99**

**NEW**

**NEW**

**NEW**

**NEW**

## Contemporary Knitting For Textile Artists



Innovative hand-knitting techniques in rows and rounds for the adventurous fibre artist and craft maker. Uses diverse and unusual materials, such as wire, paper yarn, plant materials and plastics, found and recycled materials, rope and elastics. Written by Ruth Lee. 128 pages. Written by Emma King. Size 276 x 216mm.

160371 ..... each £18.99


## 25 Bags To Knit



A unique and exciting selection of projects ranging from chic evening purses to super-functional baby bags. Covers a wide range of techniques including intarsia, embroidery, crochet, Fair Isle and entrelac. Each bag is fully illustrated and comes with instructions. In addition there are details of alternative colourways, suggested embellishments, yarns, linings, handles and fasteners. Written by Emma King. 128 pages. 258 x 250mm.

192074 ..... each £12.96


## African Wax Print: A Textile Journey



Follows the trail of African wax print from its origin in Java, via Manchester and Holland to the shores of the Gold Coast. It's a fascinating story, with stunning illustrations and compelling text. This book provides a wealth of well-researched information and infinite inspiration. Written by Magie Relph and Robert Irwin. 80 pages. 297 x 210mm.

215943 ..... each £12.95


## Creative Batik



Rosi Robinson shows how to create a stunning range of beautiful batik designs, patterns and pictures using a series of step-by-step projects. She explores many different techniques, from making simple marks and drawing with wax, to dipping and painting with dyes, etching, cracking, discharging and more. Written by Rosi Robinson. 96 pages. 290 x 300mm.

154844 ..... each £9.95


## Silk In Africa



Brings together traditions of silk weaving and embroidery from throughout Africa. These range from textiles commissioned by royalty to multi-coloured burial shrouds. The authors also discuss the makers of the textiles, how ideas travelled across the continent and the significance of pattern and symbolism. Over 100 beautiful colour photographs. Written by Chris Spring and Julie Hudson. 88 pages. 224 x 222mm.

217968 ..... each £10.99


## Silk Painting



With a few basic materials, Jenni Milne shows you how to create a wide variety of projects. Some of these are ideal for the beginner; others combine techniques for the more adventurous. All of them will encourage the reader to make colourful hand-painted works of art. Lavishly illustrated throughout. An inspiration to students, amateurs and established artists on silk. Written by Jenni Milne. 96 pages. 260 x 215mm.

220269 ..... each £14.99


## Beginner's Guide To Silk Painting



12 innovative step-by-step projects with clear illustrations and a few additional tips on how to paint on silks. Projects include scarves, cushion covers and wall hangings. Written by Mandy Southan. 64 pages. 260 x 200mm.

168269 ..... each £7.95


## Blueprint To Cyanotypes



The result of a Masters thesis from Central St. Martin's School of Design in London, in "alternative photography". Offers the beginner a step-by-step guide, from choosing material to making the final print. Includes pre-treated fabrics for you to have a go or alternatively look at treating some fabric yourself. Written by Malin Fabbri and Gary Fabbri. 68 pages. 216 x 279mm.

214960 ..... each £18.50


## The Complete Guide to Natural Dyeing



This comprehensive guide gives you everything you need to start getting creative - the natural way. Using natural dyes to create your own unique fabrics, yarn and fibre is simple and affordable. Step-by-step sequences explain techniques for collecting and preparing your own dyestuffs, colour matching, and methods both solid and semi-solid dyeing. Written by Eva Lambert. 144 pages. 250 x 216mm.

214979 ..... each £12.99


## Fabric Dyer's Dictionary



Discover expert tips, tricks, and techniques that will allow you to create stunning hand-dyed fabrics in virtually any colour and style you can imagine, then use them for any project you like, from quilts to wearable art. With its easy-to-follow instructions, and no-fuss approach, the Fabric Dyer's Dictionary is the only dyeing and colour reference book you'll ever need! Written Linda Johansen. 96 pages. 227 x 211mm.


219958 ..... each £20.99

## Talking Threads Series 1 DVD



Pick up some creative tips from 9 practising artists all with different techniques. Look at what inspires them and learn about the techniques they use including dyeing, heat techniques, machine embroidery, quilting and mixed media. Running time 316 minutes.

218959 ..... each £24.99

Repeatable Backgrounds  
Fabric Weaves & Textures CD & Book

Silks, plaids, knits, tartans, jacquards, and more than 200 different textile-based patterns offer seamless solutions for backgrounds, wallpaper, and other tileable designs. Plus the book includes an inspiring gallery section and tutorials. CD-ROM and book. Written by Alan Weller. 48 pages. 269 x 203mm.

222267 ..... each £19.99